

Euro LX

Banco alimentare a refrigerazione statica o ventilata, plug in o predisposto per unità remota, per l'esposizione di salumi, latticini e carni confezionate.

LX : castello vetri con montanti anteriori e apertura apribile.

DOTAZIONE DI SERIE

- Quadro comandi elettronico
- Cella di riserva
- Fianchi a vista

Static and/or ventilated refrigeration serve over counter plug in or remote controlled, for the display of sausages, dairy food and pre-packed meat.

LX : with front uprights and lift up glass.

STANDARD EQUIPMENT

- Electronic control board
- Storage
- Panoramic side panels



EURO LX Standard



EURO LX Colours

MODELLO - MODEL

134 RS	134 RV
200 RS	200 RV
268 RS	268 RV
334 RS	334 RV

BANCO CASSA

ACCESSORI - OPTIONAL

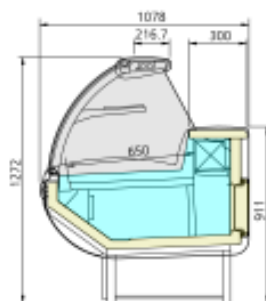
Tenda (134)	Self rolling curtain (134)
Tenda (200)	Self rolling curtain (200)
Tenda (268)	Self rolling curtain (268)
Tenda (334)	Self rolling curtain (334)
Separatore mobile cristallo (RS)	Mobile glass partition (RS)
Separatore mobile cristallo (RV)	Mobile glass partition (RV)
Tagliere in polietilene (cm 45x34)	Polyethylene cutting top (cm 45x34)
Piano portabilancia (cm 40x40)	Scale holder shelf (cm 40x40)
Portacarta (L. cm 86)	Paper holder (L. cm 86)
Mensola vetro (134)	Glass shelf (134)
Mensola vetro (200)	Glass shelf (200)
Mensola vetro (268)	Glass shelf (268)
Mensola vetro (334)	Glass shelf (334)
Kit deflettori anticondensa (134)	Anti-Fog front glass kit (134)
Kit deflettori anticondensa (200)	Anti-Fog front glass kit (200)
Kit deflettori anticondensa (268)	Anti-Fog front glass kit (268)
Kit deflettori anticondensa (334)	Anti-Fog front glass kit (334)

ACCESSORI per CANALIZZAZIONE - JOINING OPTIONAL

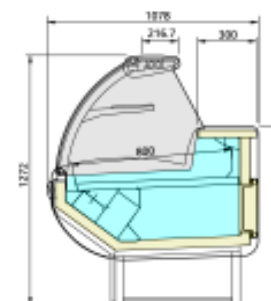
Fianco DX	Side panel right
Fianco SX	Side panel left
Kit di canalizzazione	Joining kit

VARIANTI - EQUIPMENT

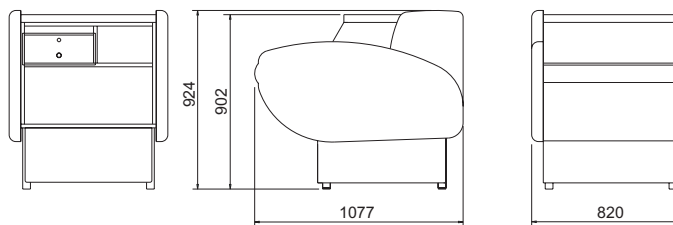
Separatore fisso cristallo (RS)	Fixed glass partition (RS)
Separatore fisso cristallo (RV)	Fixed glass partition (RV)



EURO LX RS



EURO LX RV



BANCO CASSA

Caratteristiche tecniche - Technical features			134		200		268		334	
Dimensioni esterne (LxPxH)	External dimensions (LxDxH)	mm	1460 x 1078 x 1272		2120 x 1078 x 1272		2800 x 1078 x 1272		3460 x 1078 x 1272	
Refrigerazione	Refrigeration		RS Refrigerazione Statica / Static refrigeration - RV Refrigerazione Ventilata / Ventilated refrigeration							
Capacità (lorda/netta)	Capacity (gross/net)	lt	488/106 (RS)	515/112 (RV)	728/152 (RS)	780/162 (RV)	975/199 (RS)	1040/212 (RV)	1215/249 (RS)	1304/268 (RV)
Temperatura prodotto	Product temperature	°C	+1/+10 (RS)	-1/+7 (RV)	+1/+10 (RS)	-1/+7 (RV)	+1/+10 (RS)	-1/+7 (RV)	+1/+10 (RS)	-1/+7 (RV)
Sbrinamento	Defrosting		Fermata Compressore / Stop compressor							
Classe climatica di funzionamento	Operating climatic class	N°/°C/RH	3 / 25 / 60							
Alimentazione	Supply	V/ph/Hz	230 / 1 / 50							
Assorbimento elettrico (a regime)	Electrical input (standard)	W/A	560 / 3.9		610 / 4.4		840 / 4.9		920 / 5.1	
Assorbimento elettrico (in sbrinamento)	Electrical input (defrosting)	W/A	120 / 1		140 / 1.5		250 / 1.7		280 / 2	
Peso netto	Net weight	kg	192		266		318		398	